





Meilin Lee  
STUDENT  
Lincoln G. Pineswood  
Middle School  
9002-2020



# Activity Pack

Disney · PIXAR



Disney · PIXAR

# TURNING RED



Disney · PIXAR

# TURNING RED



Disney · PIXAR

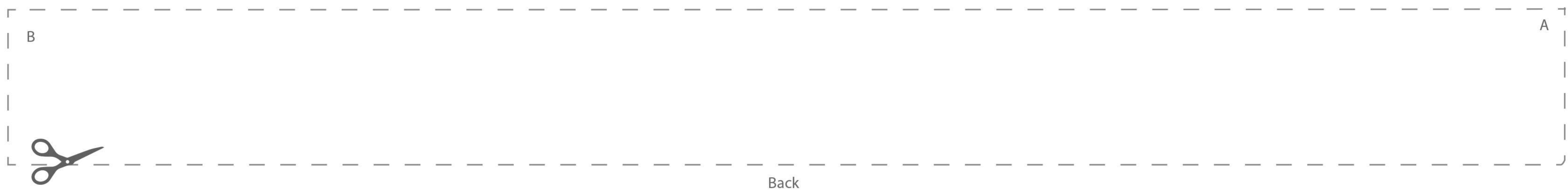
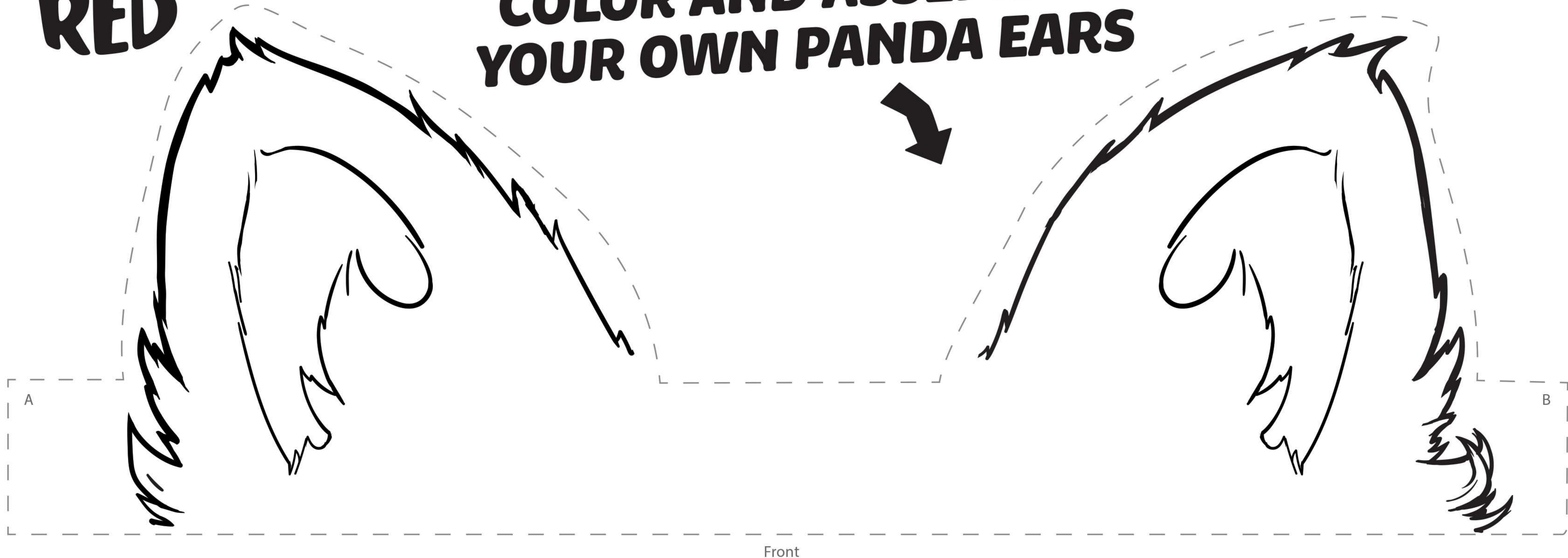
# TURNING RED







# COLOR AND ASSEMBLE YOUR OWN PANDA EARS



## **INSTRUCTIONS**

- 1.** Color in and decorate your panda ears.
- 2.** Cut along the dotted lines with adult supervision.
- 3.** Tape, staple or glue together the two pieces marked A.
- 4.** Before joining the sides marked B, hold the ears onto your head and adjust the size to fit.



# KEEP OUT DOOR HANGER

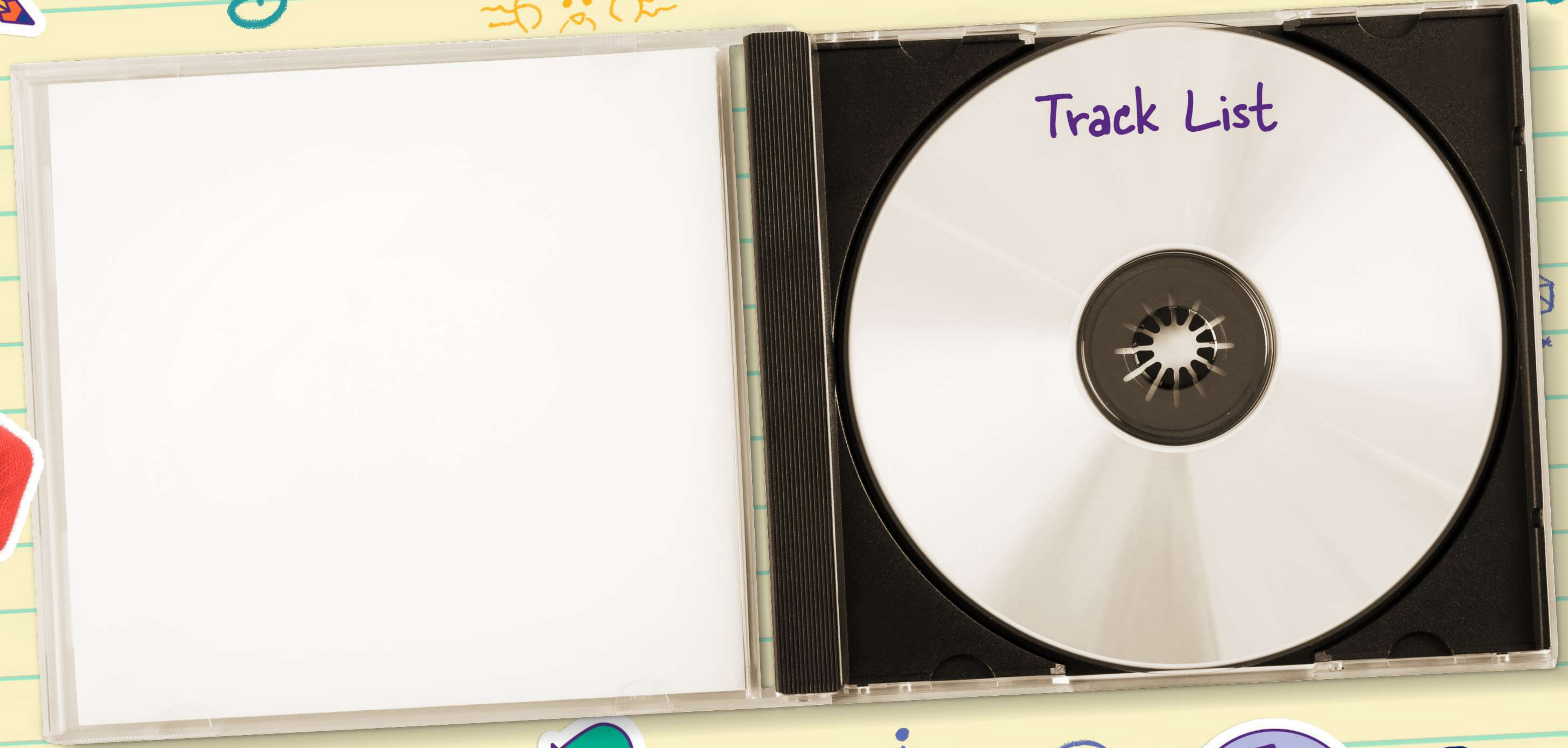
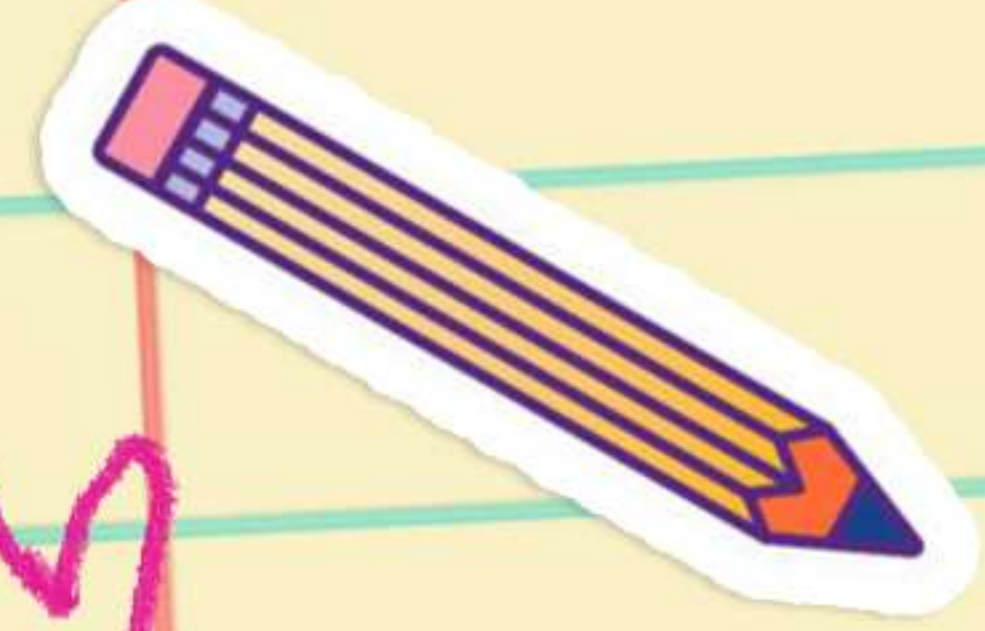

## INSTRUCTIONS

1. Print out this page on a color printer onto thick paper.
2. Cut out door hanger along dotted line with adult supervision
3. Cut through horizontal dotted line to door knob hole and then cut out door knob hole with adult supervision.
4. Hang on your door.





# Draw your own CD cover





# CAN YOU SPOT THE DIFFERENCE?

10 DIFFERENCES TO FIND



1. Hanging mobile 2. Curtain rail 3. Work poster backwards 4. Rug 5. Green folder on desk shelf 6. sticky notes on desk shelf 7. Mae's hairclip 8. Mae's leggings 9. Abby's smiley badge 10. Miriam's wristband



# CAN YOU SPOT THE DIFFERENCE?

10 DIFFERENCES TO FIND



1. Wall clock 2. missing id card 3. missing green book 4. pencil on floor 5. upside down magazine 6. missing desk right 7. Backpack backwards 8. missing pencil 9. missing paper top right 10. Missing person left