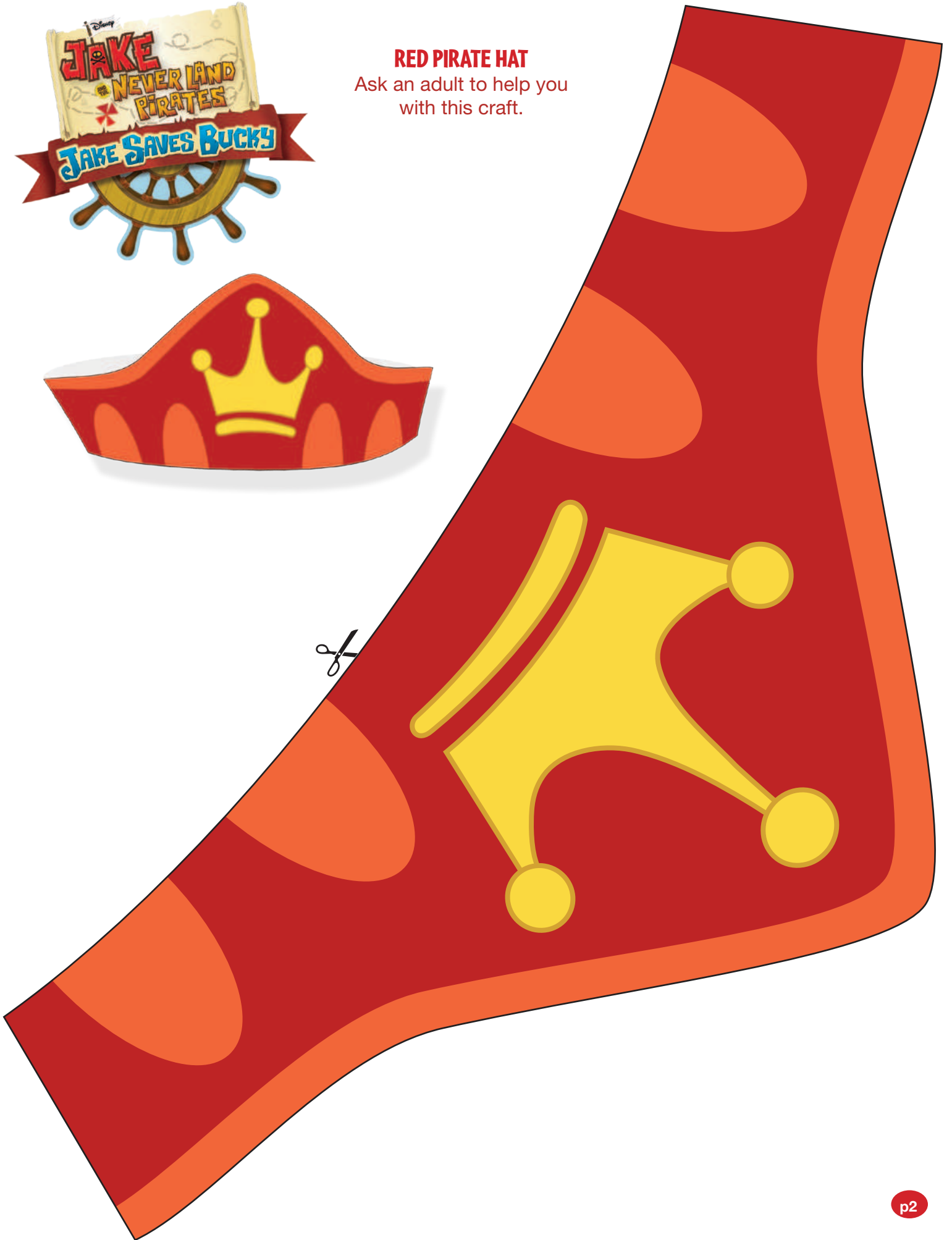




RED PIRATE HAT

Ask an adult to help you with this craft.



PINK PIRATE HAT

Ask an adult to help you with this craft.



Instructions

Cutting and scoring intended for grown-ups only.

MATERIALS:

- Σ Butter knife
- Σ Scissors or craft knife
- Σ Cutting mat (optional)
- Σ Non-toxic multipurpose glue

1. Score along all the dotted lines.



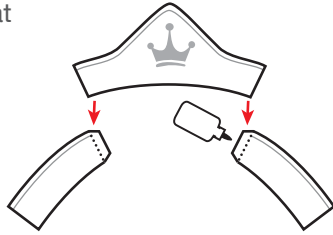
2. Cut along all the solid lines.




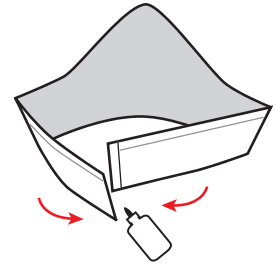
3. Use the mountain fold on dotted lines.



4. Glue front of hat to the hat bands as shown, with pink stripe facing up.



5. Adjust hat bands to fit head comfortably and glue in place.





BLUE PIRATE HAT

Ask an adult to help you with this craft.



BLUE PIRATE HAT

Ask an adult to help you with this craft.



Instructions

Cutting and scoring intended for grown-ups only.

MATERIALS:

- Σ Butter knife
- Σ Scissors or craft knife
- Σ Cutting mat (optional)
- Σ Non-toxic multipurpose glue

1. Score along all the dotted lines.



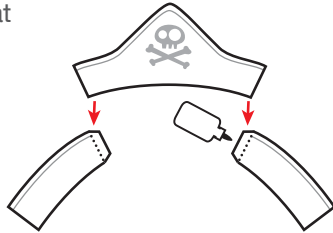
2. Cut along all the solid lines.



3. Use the mountain fold on dotted lines.



4. Glue front of hat to the hat bands as shown, with yellow stripe facing up.



5. Adjust hat bands to fit head comfortably and glue in place.

